

## Surface Mount Transient Voltage Suppressors (TVS)

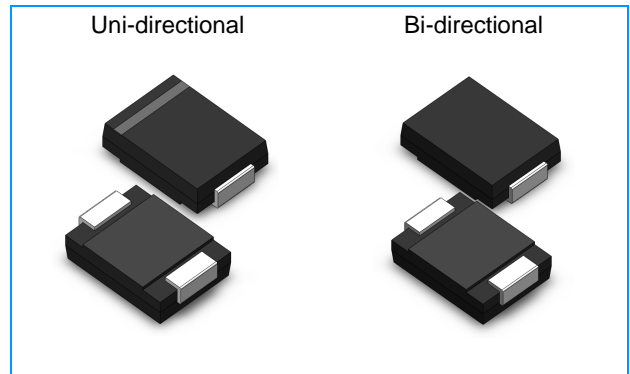
**SMCJ Series 5.0 To 440 V 1500W**

### Description

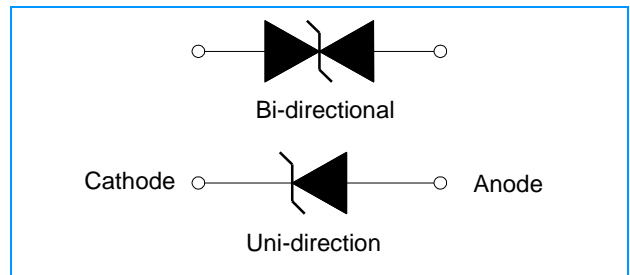
The SMCJ series is designed specifically to protect sensitive electronic equipment from voltage transients induced by lightning and other transient voltage events.

### Features

- u For surface mounted applications in order to optimize board space
- u Low leakage
- u Uni and Bidirectional unit
- u Glass passivated junction
- u Low inductance
- u Excellent clamping capability
- u 1500W Peak power capability at 10 × 1000µs waveform Repetition rate (duty cycle):0.01%
- u Fast response time: typically less than 1.0ps from 0 Volts to  $V_{BR}$  min
- u Typical  $I_R$  less than 5µA above 12V.
- u High Temperature soldering: 260°C/40 seconds at terminals
- u Typical maximum temperature coefficient  $\Delta V_{BR} = 0.1\% \times V_{BR@25^\circ C} \times \Delta T$
- u Plastic package has Underwriters Laboratory Flammability 94V-0
- u Matte tin lead-free Plated
- u Halogen free and RoHS compliant
- u Typical failure mode is short from over-specified voltage or current
- u Whisker test is conducted based on JEDEC JESD201A per its table 4a and 4c
- u IEC-61000-4-2 ESD 15kV(Air), 8kV (Contact)
- u ESD protection of data lines in accordance with IEC 61000-4-2 (IEC801-2)
- u EFT protection of data lines in accordance with IEC 61000-4-4 (IEC801-4)



### Functional Diagram



### Applications

TVS devices are ideal for the protection of I/O interfaces,  $V_{CC}$  bus and other vulnerable circuits used in Telecom, Computer, Industrial and Consumer electronic applications.

### Maximum Ratings ( $T_A=25^\circ C$ unless otherwise noted)

Parameter	Symbol	Value	Unit
Peak Pulse Power Dissipation with a 10/1000µs waveform (Fig.1)(Note 1), (Note 2)	$P_{PPM}$	1500	Watts
Peak Pulse Current with a 10/1000µs waveform.(Note1, Fig.3)	$I_{PP}$	See Next Table	Amps
Power Dissipation on Infinite Heat Sink at $T_L=75^\circ C$	$P_{M(AV)}$	6.5	Watt
Peak Forward Surge Current, 8.3ms Single Half Sine Wave (Note 3)	$I_{FSM}$	200	Amps
Maximum Instantaneous Forward Voltage at 25A for Unidirectional Only (Note 4)	$V_F$	3.5/5.0	Voltage
Operating junction and Storage Temperature Range.	$T_J, T_{STG}$	-55 to +150	$^\circ C$

### Notes:

1. Non-repetitive current pulse, per Fig. 3 and derated above  $T_A = 25^\circ C$  per Fig. 2.
2. Mounted on 5.0mm x 5.0mm (0.03mm thick) Copper Pads to each terminal.
3. 8.3ms single half sine-wave, or equivalent square wave, Duty cycle = 4 pulses per minutes maximum.
4.  $V_F < 3.5V$  for  $V_{BR} < 200V$  and  $V_F < 6.5V$  for  $V_{BR} > 201V$ .

## Surface Mount Transient Voltage Suppressors (TVS)

**SMCJ Series 5.0 To 440 V 1500W**
**Electrical Characteristics (T<sub>A</sub>=25°C unless otherwise noted)**

Part Number		Marking		Reverse Stand-Off Voltage V <sub>RWM</sub> (V)	Breakdown Voltage V <sub>BR</sub> (V) @I <sub>T</sub>		Test Current I <sub>T</sub> (mA)	Maximum Clamping Voltage V <sub>C</sub> @I <sub>PP</sub> (V)	Maximum Peak Pulse Current I <sub>PP</sub> (A)	Maximum Reverse Leakage I <sub>R</sub> @V <sub>RWM</sub> (μA)
Uni	Bi	Uni	Bi		MIN	MAX				
SMCJ5.0	SMCJ5.0C	GDD	BDD	5.0	6.40	7.30	10	9.6	156.25	1000
SMCJ5.0A	SMCJ5.0CA	GDE	BDE	5.0	6.40	7.00	10	9.2	163.04	1000
SMCJ6.0	SMCJ6.0C	GDF	BDF	6.0	6.67	8.15	10	11.4	131.58	1000
SMCJ6.0A	SMCJ6.0CA	GDG	BDG	6.0	6.67	7.37	10	10.3	145.63	1000
SMCJ6.5	SMCJ6.5C	GDH	BDH	6.5	7.22	8.82	10	12.3	121.95	500
SMCJ6.5A	SMCJ6.5CA	GDK	BDK	6.5	7.22	7.98	10	11.2	133.93	500
SMCJ7.0	SMCJ7.0C	GDL	BDL	7.0	7.78	9.51	10	13.3	112.78	200
SMCJ7.0A	SMCJ7.0CA	GDM	BDM	7.0	7.78	8.60	10	12.0	125.00	200
SMCJ7.5	SMCJ7.5C	GDN	BDN	7.5	8.33	10.20	1	14.3	104.90	100
SMCJ7.5A	SMCJ7.5CA	GDP	BDP	7.5	8.33	9.21	1	12.9	116.28	100
SMCJ8.0	SMCJ8.0C	GDQ	BDQ	8.0	8.89	10.90	1	15.0	100.00	50
SMCJ8.0A	SMCJ8.0CA	GDR	BDR	8.0	8.89	9.83	1	13.6	110.29	50
SMCJ8.5	SMCJ8.5C	GDS	BDS	8.5	9.44	11.50	1	15.9	94.34	20
SMCJ8.5A	SMCJ8.5CA	GDT	BDT	8.5	9.44	10.40	1	14.4	104.17	20
SMCJ9.0	SMCJ9.0C	GDU	BDU	9.0	10.00	12.20	1	16.9	88.76	10
SMCJ9.0A	SMCJ9.0CA	GDV	BDV	9.0	10.00	11.10	1	15.4	97.40	10
SMCJ10	SMCJ10C	GDW	BDW	10.0	11.10	13.60	1	18.8	79.79	5
SMCJ10A	SMCJ10CA	GDX	BDX	10.0	11.10	12.30	1	17.0	88.24	5
SMCJ11	SMCJ11C	GDY	BDY	11.0	12.20	14.90	1	20.1	74.63	5
SMCJ11A	SMCJ11CA	GDZ	BDZ	11.0	12.20	13.50	1	18.2	82.42	5
SMCJ12	SMCJ12C	GED	BED	12.0	13.30	16.30	1	22.0	68.18	5
SMCJ12A	SMCJ12CA	GEE	BEE	12.0	13.30	14.70	1	19.9	75.38	5
SMCJ13	SMCJ13C	GEF	BEF	13.0	14.40	17.60	1	23.8	63.03	5
SMCJ13A	SMCJ13CA	GEG	BEG	13.0	14.40	15.90	1	21.5	69.77	5
SMCJ14	SMCJ14C	GEH	BEH	14.0	15.60	19.10	1	25.8	58.14	5
SMCJ14A	SMCJ14CA	GEK	BEK	14.0	15.60	17.20	1	23.2	64.66	5
SMCJ15	SMCJ15C	GEL	BEL	15.0	16.70	20.40	1	26.9	55.76	5
SMCJ15A	SMCJ15CA	GEM	BEM	15.0	16.70	18.50	1	24.4	61.48	5
SMCJ16	SMCJ16C	GEN	BEN	16.0	17.80	21.80	1	28.8	52.08	5
SMCJ16A	SMCJ16CA	GEP	BEP	16.0	17.80	19.70	1	26.0	57.69	5
SMCJ17	SMCJ17C	GEQ	BEQ	17.0	18.90	23.10	1	30.5	49.18	5
SMCJ17A	SMCJ17CA	GER	BER	17.0	18.90	20.90	1	27.6	54.35	5
SMCJ18	SMCJ18C	GES	BES	18.0	20.00	24.40	1	32.2	46.58	5
SMCJ18A	SMCJ18CA	GET	BET	18.0	20.00	22.10	1	29.2	51.37	5
SMCJ19	SMCJ19C	GEA	BEA	19.0	21.13	25.76	1	34.0	44.10	5
SMCJ19A	SMCJ19CA	GEB	BEB	19.0	21.10	23.30	1	30.8	48.73	5
SMCJ20	SMCJ20C	GEU	BEU	20.0	22.20	27.10	1	35.8	41.90	5
SMCJ20A	SMCJ20CA	GEV	BEV	20.0	22.20	24.50	1	32.4	46.30	5
SMCJ22	SMCJ22C	GEW	BEW	22.0	24.40	29.80	1	39.4	38.07	5
SMCJ22A	SMCJ22CA	GEX	BEX	22.0	24.40	26.90	1	35.5	42.25	5
SMCJ24	SMCJ24C	GEY	BEY	24.0	26.70	32.60	1	43.0	34.88	5
SMCJ24A	SMCJ24CA	GEZ	BEZ	24.0	26.70	29.50	1	38.9	38.56	5
SMCJ26	SMCJ26C	GFD	BFD	26.0	28.90	35.30	1	46.6	32.19	5
SMCJ26A	SMCJ26CA	GFE	BFE	26.0	28.90	31.90	1	42.1	35.63	5
SMCJ28	SMCJ28C	GFF	BFF	28.0	31.10	38.00	1	50.0	30.00	5
SMCJ28A	SMCJ28CA	GFG	BFG	28.0	31.10	34.40	1	45.4	33.04	5
SMCJ30	SMCJ30C	GFH	BFH	30.0	33.30	40.70	1	53.5	28.04	5
SMCJ30A	SMCJ30CA	GFK	BFK	30.0	33.30	36.80	1	48.4	30.99	5
SMCJ33	SMCJ33C	GFL	BFL	33.0	36.70	44.90	1	59.0	25.42	5
SMCJ33A	SMCJ33CA	GFM	BFM	33.0	36.70	40.60	1	53.3	28.14	5
SMCJ36	SMCJ36C	GFN	BFN	36.0	40.00	48.90	1	64.3	23.33	5
SMCJ36A	SMCJ36CA	GFP	BFP	36.0	40.00	44.20	1	58.1	25.82	5
SMCJ40	SMCJ40C	GFQ	BFQ	40.0	44.40	54.30	1	71.4	21.01	5
SMCJ40A	SMCJ40CA	GFR	BFR	40.0	44.40	49.10	1	64.5	23.26	5
SMCJ43	SMCJ43C	GFS	BFS	43.0	47.80	58.40	1	76.7	19.56	5
SMCJ43A	SMCJ43CA	GFT	BFT	43.0	47.80	52.80	1	69.4	21.61	5

## Surface Mount Transient Voltage Suppressors (TVS)

**SMCJ Series 5.0 To 440 V 1500W**
**Electrical Characteristics (T<sub>A</sub>=25°C unless otherwise noted) (Continue)**

Part Number		Marking		Reverse Stand-Off Voltage V <sub>RWM</sub> (V)	Breakdown Voltage V <sub>BR</sub> (V) @I <sub>T</sub>		Test Current I <sub>T</sub> (mA)	Maximum Clamping Voltage V <sub>C</sub> @I <sub>PP</sub> (V)	Maximum Peak Pulse Current I <sub>PP</sub> (A)	Maximum Reverse Leakage I <sub>R</sub> @V <sub>RWM</sub> (μA)
Uni	Bi	Uni	Bi		MIN	MAX				
SMCJ45	SMCJ45C	GFU	BFU	45.0	50.00	61.10	1	80.3	18.68	5
SMCJ45A	SMCJ45CA	GFV	BFV	45.0	50.00	55.30	1	72.7	20.63	5
SMCJ48	SMCJ48C	GFW	BFW	48.0	53.30	65.10	1	85.5	17.54	5
SMCJ48A	SMCJ48CA	GFX	BFX	48.0	53.30	58.90	1	77.4	19.38	5
SMCJ51	SMCJ51C	GFY	BFY	51.0	56.70	69.30	1	91.1	16.47	5
SMCJ51A	SMCJ51CA	GFZ	BFZ	51.0	56.70	62.70	1	82.4	18.20	5
SMCJ54	SMCJ54C	GGD	BGD	54.0	60.00	73.30	1	96.3	15.58	5
SMCJ54A	SMCJ54CA	GGE	BGE	54.0	60.00	66.30	1	87.1	17.22	5
SMCJ58	SMCJ58C	GGF	BGF	58.0	64.40	78.70	1	103.0	14.56	5
SMCJ58A	SMCJ58CA	GGG	BGG	58.0	64.40	71.20	1	93.6	16.03	5
SMCJ60	SMCJ60C	GGH	BGH	60.0	66.70	81.50	1	107.0	14.02	5
SMCJ60A	SMCJ60CA	G GK	BGK	60.0	66.70	73.70	1	96.8	15.50	5
SMCJ64	SMCJ64C	GGL	BGL	64.0	71.10	86.90	1	114.0	13.16	5
SMCJ64A	SMCJ64CA	GGM	BGM	64.0	71.10	78.60	1	103.0	14.56	5
SMCJ70	SMCJ70C	GGN	BGN	70.0	77.80	95.10	1	125.0	12.00	5
SMCJ70A	SMCJ70CA	G GP	BGP	70.0	77.80	86.00	1	113.0	13.27	5
SMCJ75	SMCJ75C	GGQ	BGQ	75.0	83.30	102.00	1	134.0	11.19	5
SMCJ75A	SMCJ75CA	G GR	BGR	75.0	83.30	92.10	1	121.0	12.40	5
SMCJ78	SMCJ78C	GG S	BGS	78.0	86.70	106.00	1	139.0	10.79	5
SMCJ78A	SMCJ78CA	G GT	BGT	78.0	86.70	95.80	1	126.0	11.90	5
SMCJ80	SMCJ80C	GGA	BGA	80.0	88.96	108.80	1	143.2	10.47	5
SMCJ80A	SMCJ80CA	G GB	BGB	80.0	88.80	97.60	1	129.6	11.57	5
SMCJ85	SMCJ85C	GGU	BGU	85.0	94.40	115.00	1	151.0	9.93	5
SMCJ85A	SMCJ85CA	G GV	BGV	85.0	94.40	104.00	1	137.0	10.95	5
SMCJ90	SMCJ90C	GGW	BGW	90.0	100.00	122.00	1	160.0	9.38	5
SMCJ90A	SMCJ90CA	G GX	BGX	90.0	100.00	111.00	1	146.0	10.27	5
SMCJ100	SMCJ100C	GGY	BGY	100.0	111.00	136.00	1	179.0	8.38	5
SMCJ100A	SMCJ100CA	G GZ	BGZ	100.0	111.00	123.00	1	162.0	9.26	5
SMCJ110	SMCJ110C	GHD	BHD	110.0	122.00	149.00	1	196.0	7.65	5
SMCJ110A	SMCJ110CA	G HE	BHE	110.0	122.00	135.00	1	177.0	8.47	5
SMCJ120	SMCJ120C	G HF	BHF	120.0	133.00	163.00	1	214.0	7.01	5
SMCJ120A	SMCJ120CA	G HG	BHG	120.0	133.00	147.00	1	193.0	7.77	5
SMCJ130	SMCJ130C	G HH	BHH	130.0	144.00	176.00	1	231.0	6.49	5
SMCJ130A	SMCJ130CA	G HK	BHK	130.0	144.00	159.00	1	209.0	7.18	5
SMCJ140	SMCJ140C	G HA	BHA	140.0	155.68	190.40	1	250.6	5.99	5
SMCJ140A	SMCJ140CA	G HB	BHB	140.0	155.00	171.00	1	226.8	6.61	5
SMCJ150	SMCJ150C	G HL	BHL	150.0	167.00	204.00	1	268.0	5.60	5
SMCJ150A	SMCJ150CA	G HM	BHM	150.0	167.00	185.00	1	243.0	6.17	5
SMCJ160	SMCJ160C	G HN	BHN	160.0	178.00	218.00	1	287.0	5.23	5
SMCJ160A	SMCJ160CA	G HP	BHP	160.0	178.00	197.00	1	259.0	5.79	5
SMCJ170	SMCJ170C	G HQ	BHQ	170.0	189.00	231.00	1	304.0	4.93	5
SMCJ170A	SMCJ170CA	G HR	BHR	170.0	189.00	209.00	1	275.0	5.45	5
SMCJ180	SMCJ180C	G HS	BHS	180.0	201.00	244.80	1	322.2	4.66	5
SMCJ180A	SMCJ180CA	G HT	BHT	180.0	201.00	220.00	1	291.6	5.14	5
SMCJ190	SMCJ190C	G HU	BHU	190.0	211.21	258.40	1	340.1	4.41	5
SMCJ190A	SMCJ190CA	G HV	BHV	190.0	211.00	232.00	1	307.8	4.87	5
SMCJ200A	SMCJ200CA	G HW	BHW	200.0	224.00	247.00	1	324.0	4.60	5
SMCJ220A	SMCJ220CA	G HX	BHX	220.0	246.00	272.00	1	356.0	4.20	5
SMCJ250A	SMCJ250CA	G HZ	BHZ	250.0	279.00	309.00	1	405.0	3.70	5
SMCJ300A	SMCJ300CA	G JE	BJE	300.0	335.00	371.00	1	486.0	3.10	5
SMCJ350A	SMCJ350CA	G JG	BJG	350.0	391.00	432.00	1	567.0	2.60	5
SMCJ400A	SMCJ400CA	G JK	BJK	400.0	447.00	494.00	1	648.0	2.30	5
SMCJ440A	SMCJ440CA	G JM	BJM	440.0	492.00	543.00	1	713.0	2.10	5

**Note:**

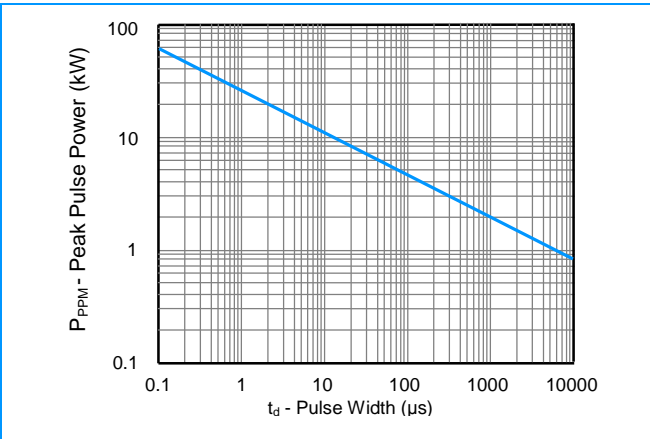
1. Suffix 'A' denotes 5% tolerance device. Without 'A' denotes 10% tolerance device
2. Add suffix 'C' or 'CA' after part number to specify Bi-directional devices
3. For Bi-Directional devices having V<sub>R</sub> of 10 volts and under, the I<sub>R</sub> limit is double

# Surface Mount Transient Voltage Suppressors (TVS)

**SMCJ Series 5.0 To 440 V 1500W**

Ratings and Characteristic Curves ( $T_A=25^\circ\text{C}$  unless otherwise noted)

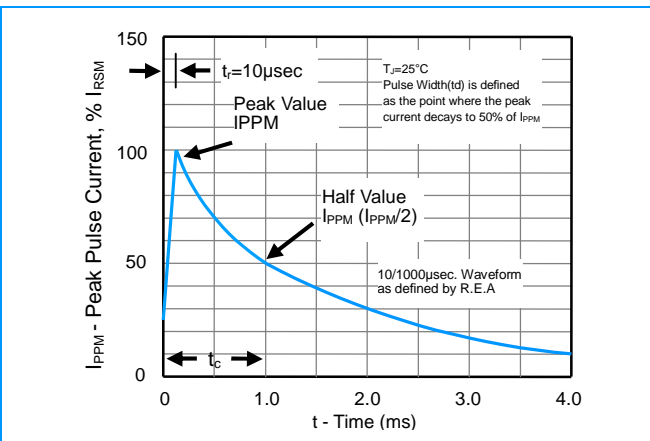
**Figure 1 - Peak Pulse Power Rating Curve**



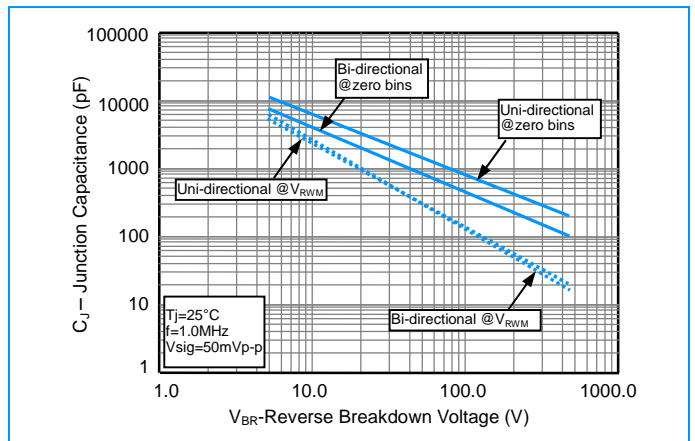
**Figure 2 - Pulse Derating Curve**



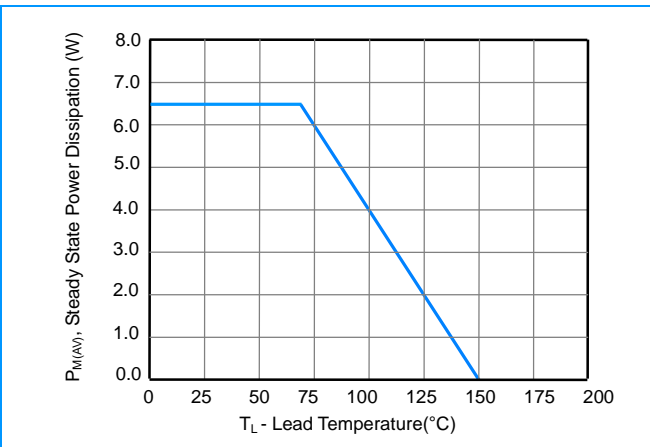
**Figure 3 - Pulse Waveform**



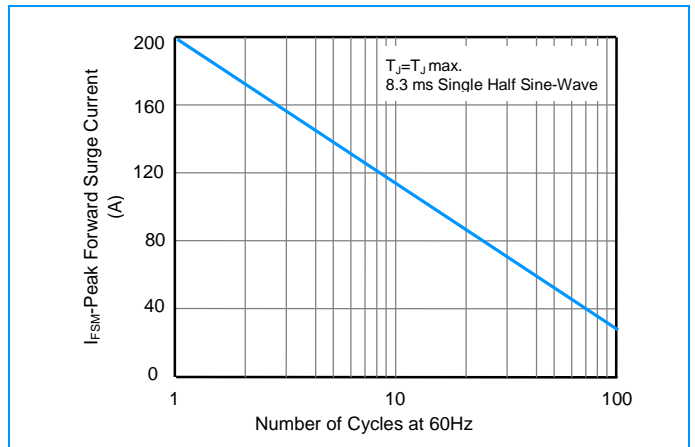
**Figure 4 - Typical Junction Capacitance**



**Figure 5 - Steady State Power Derating Curve**



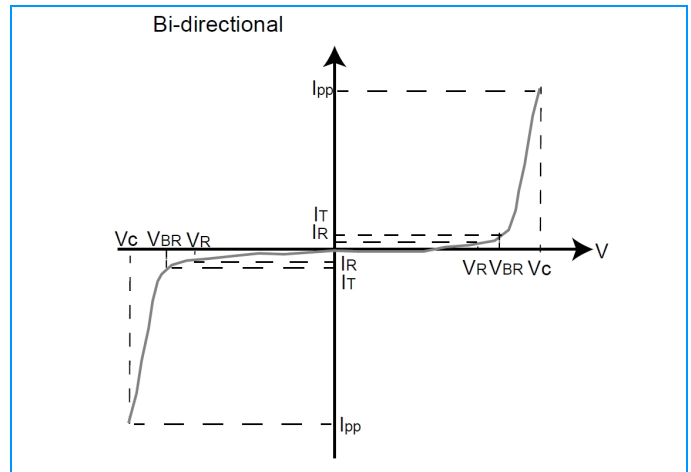
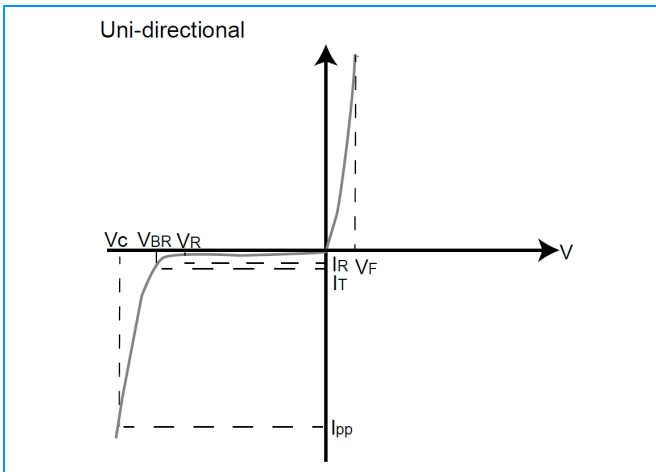
**Figure 6 - Maximum Non-Repetitive Surge Current**



## Surface Mount Transient Voltage Suppressors (TVS)

**SMCJ Series 5.0 To 440 V 1500W**

### I-V Curve Characteristics



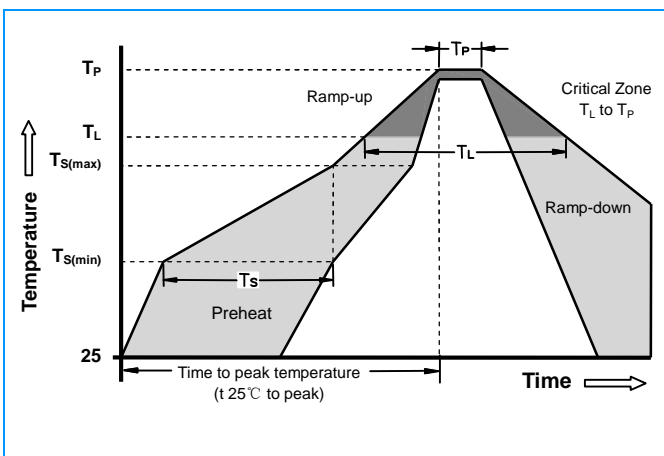
### Physical Specifications

<b>Weight</b>	0.007 ounce, 0.21 gram
<b>Case</b>	JEDEC DO-214AB Molded Plastic over glass passivated junction
<b>Polarity</b>	Color band denotes cathode except Bipolar
<b>Terminal</b>	Matte Tin-plated leads, Solderable per JESD22-B102D

### Environmental Specifications

<b>Temperature Cycle</b>	JESD22-A104
<b>Pressure Cooker</b>	JESD22-A102
<b>High Temp. Storage</b>	JESD22-A103
<b>HTRB</b>	JESD22-A108
<b>Thermal Shock</b>	JESD22-A106

### Soldering Parameters

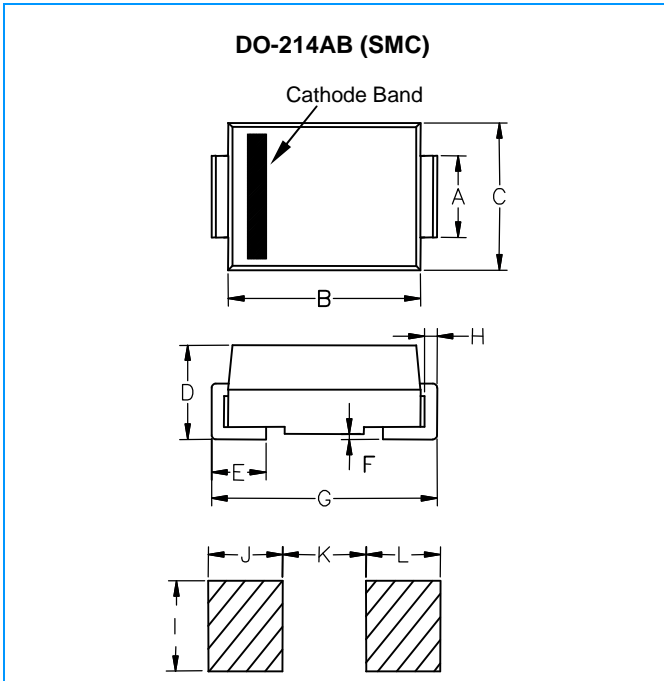


<b>Reflow Condition</b>		Lead-free assembly
<b>Pre Heat</b>	- Temperature Min ( $T_{s(min)}$ )	150°C
	- Temperature Max ( $T_{s(max)}$ )	200°C
	- Time (min to max) ( $t_s$ )	60 - 180 Seconds
<b>Average ramp up rate (Liquidus Temp <math>T_L</math>) to peak</b>		3°C/second max
<b><math>T_{s(max)}</math> to <math>T_L</math> - Ramp-up Rate</b>		3°C/second max
<b>Reflow</b>	- Temperature ( $T_L$ ) (Liquidus)	217°C
	- Time (min to max) ( $t_s$ )	60 - 150 Seconds
<b>Peak Temperature (<math>T_p</math>)</b>		260 +0/-5°C
<b>Time within 5°C of actual peak Temperature (<math>t_p</math>)</b>		20 - 40 Seconds
<b>Ramp-down Rate</b>		6°C/second max
<b>Time 25°C to peak Temperature (<math>T_p</math>)</b>		8 minutes Max
<b>Do not exceed</b>		280°C

## Surface Mount Transient Voltage Suppressors (TVS)

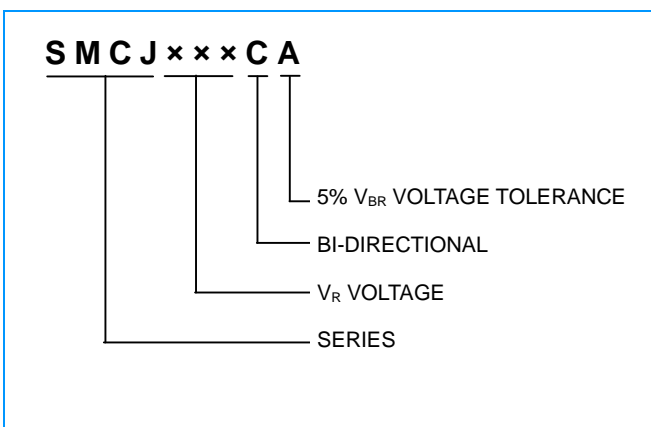
SMCJ Series 5.0 To 440 V 1500W

### Dimensions



Dimensions	Inches		Millimeters	
	Min	Max	Min	Max
A	0.114	0.126	2.86	3.160
B	0.260	0.280	6.520	7.020
C	0.220	0.245	5.520	6.150
D	0.079	0.103	1.980	2.590
E	0.030	0.060	0.750	1.510
F	-	0.008	-	0.203
G	0.305	0.320	7.640	8.020
H	0.006	0.012	0.152	0.305
I	0.129	-	3.300	-
J	0.094	-	2.400	-
K	-	0.165	-	4.200
L	0.094	-	2.400	-

### Part Numbering



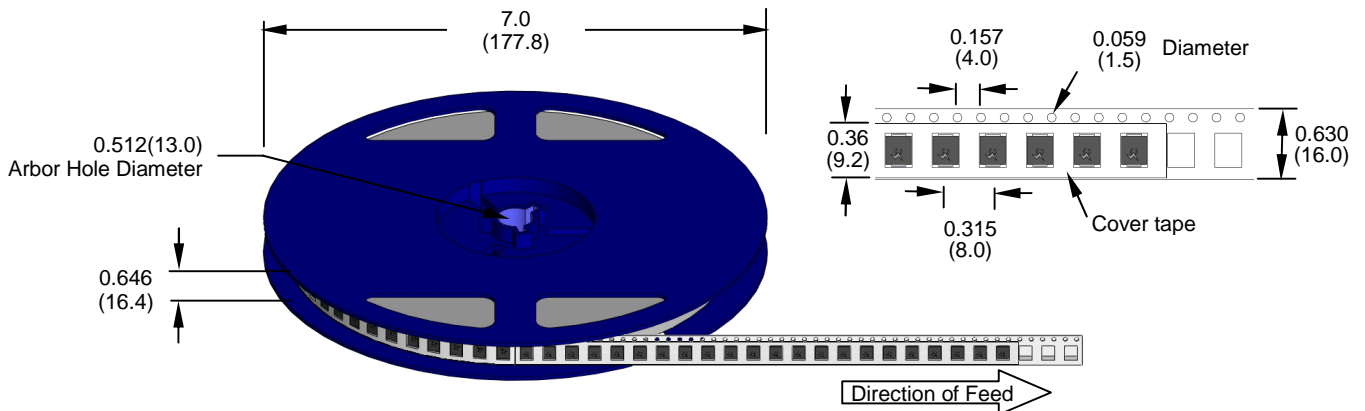
## Surface Mount Transient Voltage Suppressors (TVS)

SMCJ Series 5.0 To 440 V 1500W

### Packaging

Part Number	Component Package	Quantity	Packaging Option	Packaging Specification
SMCJXXXXX	DO-214AB	500	Tape & Reel -16mm/7"tape	EIA STD RS-481

### Tape and Reel Specifications



Dimensions are in inches  
(and millimeters)